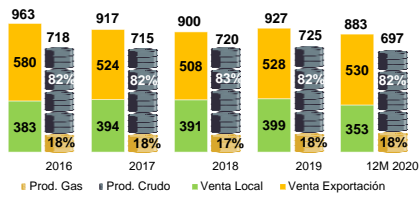
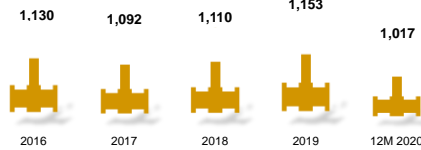


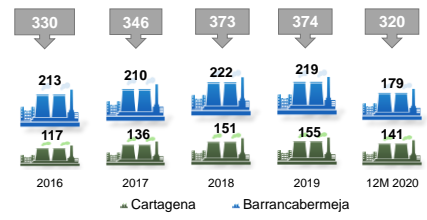
Producción y Ventas (kbped)
2016 - 12M 2020



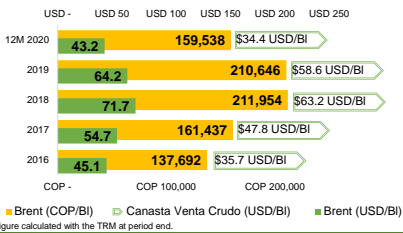
Volúmenes Transportados (kbped)
2016 - 12M 2020



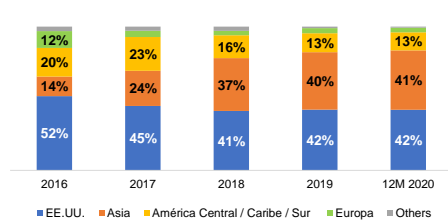
Carga Refinación (kbped)
2016 - 12M 2020



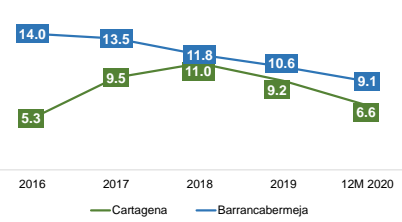
Comportamiento Precios y Diferenciales
2016 - 12M 2020



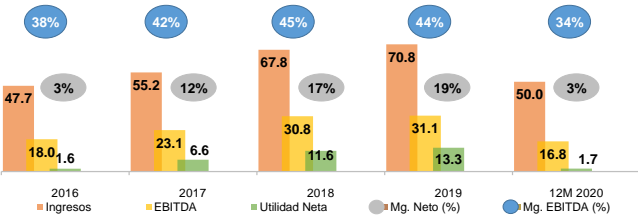
Destinos de Exportación
2016 - 12M 2020



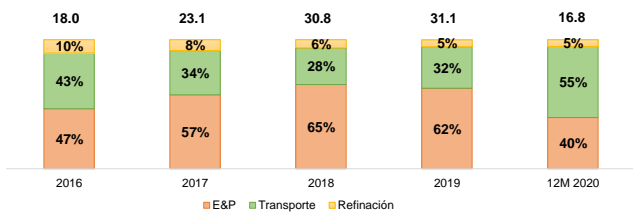
Margen de Refinación (USD/Bbl)
2016 - 12M 2020



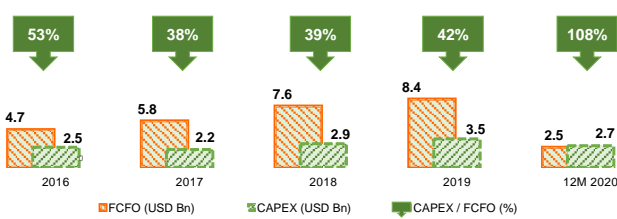
Comportamiento Estados de Resultados (COP Bn)
2016 - 12M 2020



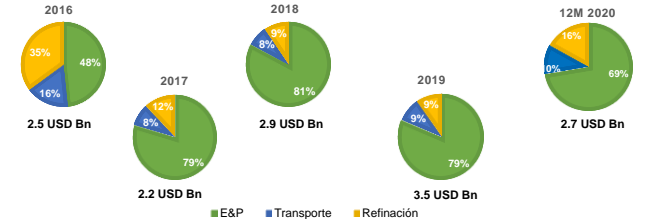
EBITDA por Segmento (COP Bn)
2016 - 12M 2020



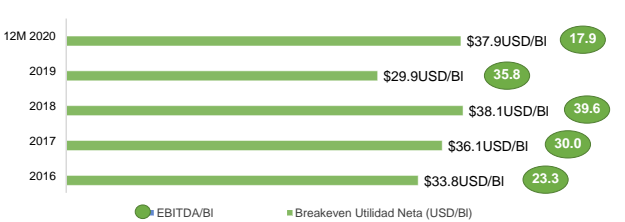
Flujo de Caja vs. CAPEX
2016 - 12M 2020



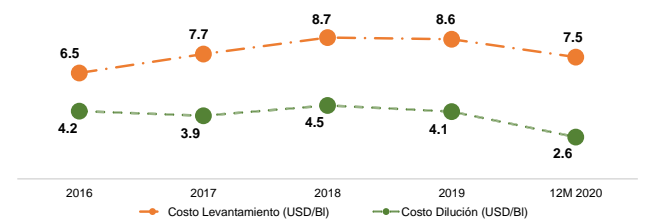
Ejecución CAPEX por Segmento
2016 - 12M 2020



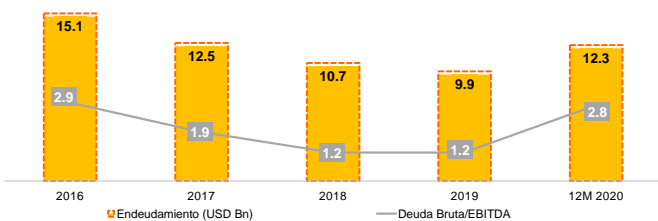
Breakeven de Utilidad Neta (USD/Bbl) vs EBITDA/Bbl
2016 - 12M 2020



Costos Unitarios (USD/Bbl)
2016 - 12M 2020



Endeudamiento (USD Bn)
2016 - 12M 2020



Reservas
2016 - 2019

