



DEBT PORTFOLIO ECOPETROL GROUP 4Q22

Date 31-dic-22
FX Rate 4,765.92

Outstanding Debt by Company

Company	Dollars (USD \$MM)	Pesos (COP \$MM)	Other Currencies (USD \$MM)	Total (USD \$ MM)	Average Life (Years)
Ecopetrol	15,478	1,063,350	-	15,701	8.27
Ocensa	500	-	-	500	4.54
Bicentenario	-	375,725	-	79	0.72
ODL	-	178,661	-	37	5.48
Invercolsa	-	326,375	-	68	1.34
ISA	3,102	4,481,459	3,033	7,067	13.63
Ecopetrol Group	19,079	6,425,570	3,033	23,452	9.65
Intercompany Debt (US\$ MM)	1,266	-	-	1,266	19.83

Nominal values, figures converted to USD with the exchange rate as of 31-dic-22
Accrued interests not included
Intercompany debt does not consolidate in Ecopetrol's Financial Statements. Excluding ISA
MM: Million
Note: Cost of ISA's debt under construction, therefore the Ecopetrol Group figures do not include ISA

International Bonds Ecopetrol S.A.

Maturity Date	Average Life (Years)	Coupon	Outstanding Amount (USD \$MM)
18-sep-23	0.7	5.875%	1,800
16-ene-25	2.0	4.125%	1,200
26-jun-26	3.5	5.375%	1,500
29-abr-30	7.3	6.875%	2,000
2-nov-31	8.8	4.625%	1,250
18-sep-43	20.7	7.375%	850
28-may-45	22.4	5.875%	2,000
2-nov-51	28.9	5.875%	750

Local Bonds Ecopetrol S.A.

Maturity Date	Average Life (Years)	Coupon	Outstanding Amount (COP \$MM)
27-ago-23	0.7	IPC + 4.60%	168,600
27-ago-28	5.7	IPC + 4.90%	347,500
1-dic-40	17.9	IPC + 4.90%	284,300
27-ago-43	20.7	IPC + 5.15%	262,950

Long-Term ECAs and Bank Debt

Facility	Maturity Date	Average Life (Years)	Coupon	Outstanding Amount (USD \$MM)
US EXIM Direct Facility	20-dic-27	2.03	2.78%	855
US EXIM Guaranteed Facility	20-dic-27	2.03	LIBOR + 0.60%	32
EKN Facility	20-dic-27	2.03	4.06%	31
SACE Facility	20-dic-27	2.03	LIBOR 6M + 1.75% until 20-dec-18 LIBOR 6M + 2% since 21-dec-18	68
Commercial Facility	20-dic-25	2.06	LIBOR 6M + 2.75% until 20-dec-19 LIBOR 6M + 3% since 21-dec-19	183

International Credits

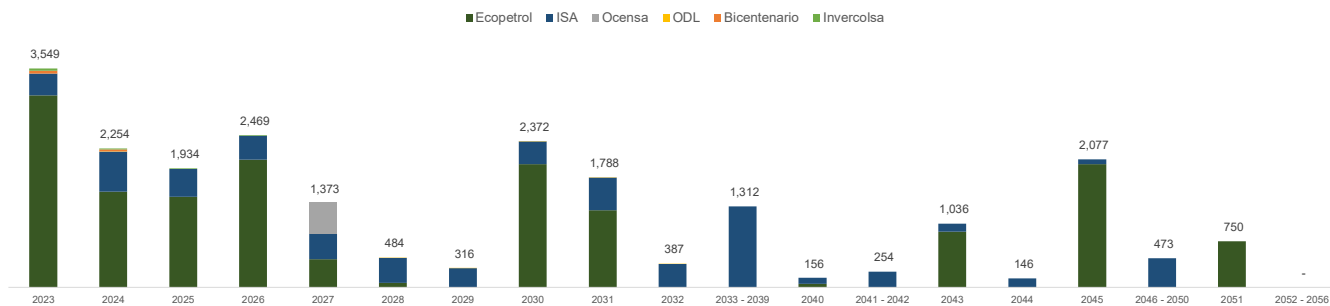
Maturity Date	Average Life (Years)	Coupon	Outstanding Amount (USD \$MM)
20-dic-22	0.0	LIBOR + 1.25%	-
17-ago-24	1.6	LIBOR + 1.25%	1,200
20-dic-27	4.2	LIBOR + 2.10%	822

ISA's Credit

Maturity Date	Average Life (Years)	Coupon	Outstanding Amount (USD \$MM)
17-ago-23	0.6	LIBOR + 0.80%	472

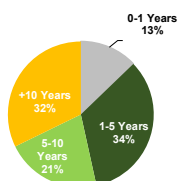
ECOPETROL GROUP

Maturity Profile by Type of Instrument (USD MM) - Ecopetrol Group - Does not include Intercompany Loans

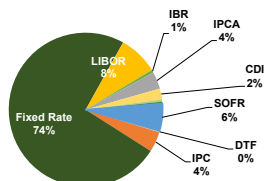


Debt Composition - Ecopetrol Group

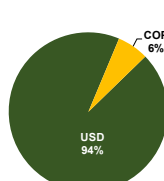
Maturity



Interest Rate



Currency



Instrument

