



DEBT PORTFOLIO ECOPETROL GROUP 3Q22

Date 30-sep-22
FX Rate 4.532,07

Outstanding Debt by Company

Company	Dollars (USD \$MM)	Pesos (COP \$MM)	Total (USD \$ MM)	Average Life (Years)
Ecopetrol	15.173	1.063.350	15.407	8,48
Ocensa	500	-	500	4,79
Bicentenario	-	431.900	95	0,84
ODL	-	181.794	40	5,64
Invercolsa	-	336.534	74	1,55
ISA	5.885	4.488.635	6.875	13,95
Ecopetrol Group	21.558	6.502.213	22.992	9,98

Intercompany Debt (US\$ MM)	1.284	-	1.284	19,82
-----------------------------	-------	---	-------	-------

Nominal values, figures converted to USD with the exchange rate as of 30-sep-22
Accrued interests not included
Intercompany debt does not consolidate in Ecopetrol's Financial Statements. Excluding ISA
MM: Million
Note: Cost of ISA's debt under construction, therefore the Ecopetrol Group figures do not include ISA

International Bonds Ecopetrol S.A.

Maturity Date	Average Life (Years)	Coupon	Outstanding Amount (USD \$MM)
18-sep-23	1,0	5,875%	1.800
16-ene-25	2,3	4,125%	1.200
26-jun-26	3,7	5,375%	1.500
29-abr-30	7,6	6,875%	2.000
2-nov-31	9,1	4,625%	1.250
18-sep-43	21,0	7,375%	850
28-may-45	22,7	5,875%	2.000
2-nov-51	29,1	5,875%	750

Local Bonds Ecopetrol S.A.

Maturity Date	Average Life (Years)	Coupon	Outstanding Amount (COP \$MM)
27-ago-23	0,9	IPC + 4,60%	168.600
27-ago-28	5,9	IPC + 4,90%	347.500
1-dic-40	18,2	IPC + 4,90%	284.300
27-ago-43	20,9	IPC + 5,15%	262.950

Long-Term ECAs and Bank Debt

Maturity Date	Average Life (Years)	Coupon	Outstanding Amount (USD \$MM)
20-dic-27	2,03	2,78%	974
20-dic-27	2,03	LIBOR + 0,60%	37
20-dic-27	2,03	4,06%	35
20-dic-27	2,03	LIBOR 6M + 1,75% until 20-dec-18 LIBOR 6M + 2% since 21-dec-18	26
20-dic-25	2,10	LIBOR 6M + 2,75% until 20-dec-19 LIBOR 6M + 3% since 21-dec-19	51

Lineas Comprometidas Desembolsadas

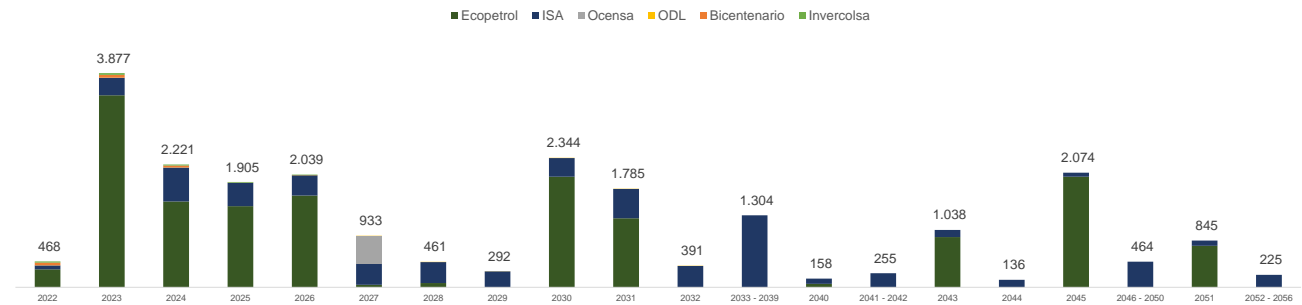
Maturity Date	Average Life (Years)	Coupon	Outstanding Amount (USD \$MM)
20-sep-23	1,0	LIBOR + 1,25%	665
17-ago-24	1,9	LIBOR + 1,25%	1.200

ISA's Credit

Maturity Date	Average Life (Years)	Coupon	Outstanding Amount (USD \$MM)
17-ago-23	0,9	LIBOR + 0,80%	472

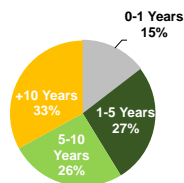
ECOPETROL GROUP

Maturity Profile by Type of Instrument (USD MM) - Ecopetrol Group - Does not include Intercompany Loans

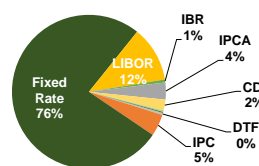


Debt Composition - Ecopetrol Group

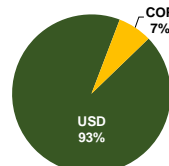
Maturity



Interest Rate



Currency



Instrument

