



# DEBT PORTFOLIO ECOPETROL GROUP 3Q21

Date 30-sep-21  
FX Rate 3,834.68

## Outstanding Debt by Company

Company	Dollars (USD \$MM)	Pesos (COP \$MM)	Total (USD \$ MM)	Average Life (Years)
Ecopetrol	15,287	1,063,350	15,564	7.08
Ocensa	500	-	500	5.79
Bicentenario	-	646,100	168	1.36
ODL	-	193,807	51	6.25
Invercolsa	-	333,249	87	2.24
ISA	5,470	5,393,793	6,876	12.63
<b>Ecopetrol Group</b>	<b>21,257</b>	<b>7,630,299</b>	<b>23,246</b>	<b>8.63</b>

Intercompany Debt (US\$ MM)	1,684	-	1,684	17.89
-----------------------------	-------	---	-------	-------

Nominal values, figures converted to USD with the exchange rate as of 30-sep-21  
Accrued interests not included  
Intercompany debt does not consolidate in Ecopetrol's Financial Statements. Excluding ISA  
MM: Million  
Note: Cost of ISA's debt under construction, therefore the Ecopetrol Group figures do not include ISA

## International Bonds Ecopetrol S.A.

Maturity Date	Average Life (Years)	Coupon	Outstanding Amount (USD \$MM)
18-sep-23	2.0	5.88%	1,800
16-ene-25	3.3	4.13%	1,200
26-jun-26	4.7	5.38%	1,500
29-abr-30	8.6	6.88%	2,000
2-nov-31	10.1	4.63%	-
18-sep-43	22.0	7.38%	850
28-may-45	23.7	5.88%	2,000
2-nov-51	30.1	5.88%	-

## Local Bonds Ecopetrol S.A.

Maturity Date	Average Life (Years)	Coupon	Outstanding Amount (COP \$MM)
27-ago-23	1.9	IPC + 4.60%	168,600
27-ago-28	6.9	IPC + 4.90%	347,500
1-dic-40	19.2	IPC + 4.90%	284,300
27-ago-43	21.9	IPC + 5.15%	262,950

## Long-Term ECAs and Bank Debt

Maturity Date	Average Life (Years)	Coupon	Outstanding Amount (USD \$MM)
20-dic-27	2.59	2.78%	1,179
20-dic-27	2.59	LIBOR + 0.60%	45
20-dic-27	2.59	4.06%	43
20-dic-27	2.59	LIBOR 6M + 1.75% until 20-dec-18 LIBOR 6M + 2% since 21-dec-18	31
20-dic-25	2.70	LIBOR 6M + 2.75% until 20-dec-19 LIBOR 6M + 3% since 21-dec-19	60

## Contingent Line of Credit

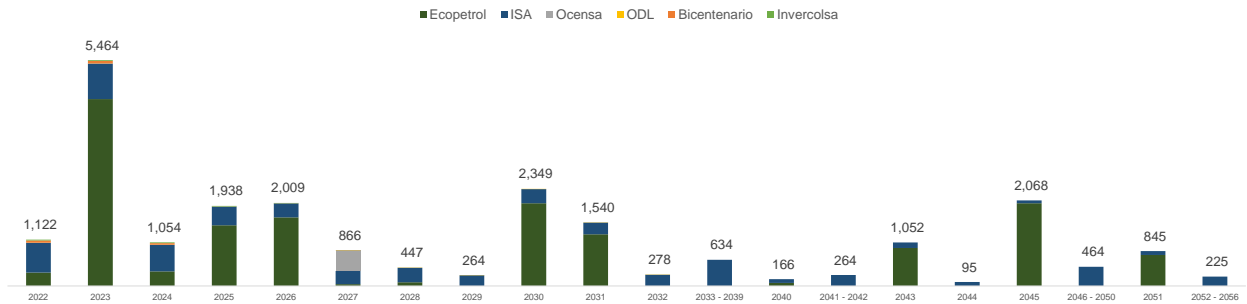
Maturity Date	Average Life (Years)	Coupon	Outstanding Amount (USD \$MM)
20-sep-23	2.0	LIBOR + 1.25%	665

## ISA's Credit

Maturity Date	Average Life (Years)	Coupon	Outstanding Amount (USD \$MM)
17-ago-23	0.9	LIBOR + 0.80%	3,672

# ECOPETROL GROUP

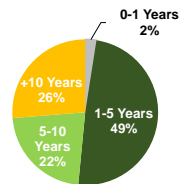
## Maturity Profile by Type of Instrument (USD MM) - Ecopetrol Group - Does not include Intercompany Loans\*



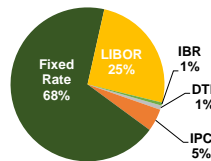
\* Includes partial refinancing of ISA's loan (maturing in 2023) carried out on November 2, 2021 for USD 2,000 million, through the issuance of international bonds maturing in 2031 (USD 1,250 million) and 2051 (USD 750 million).

## Debt Composition - Ecopetrol Group

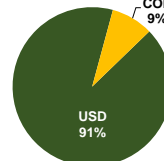
### Maturity



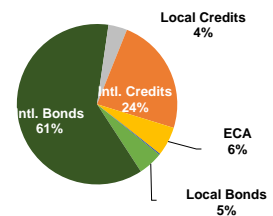
### Interest Rate\*\*



### Currency



### Instrument



\*\* Cost of ISA's debt under construction, therefore the Ecopetrol Group figures do not include ISA.